

# Library Website Project 2

by Dawn Grow  
Art337R | Kyle Iman

# Table of Contents

---

Introduction	3
Exploration Research	
Libraries	4-7
Competition	8-10
Target Audience	11
Interviews	12-20
Personas	21-23

# Introduction

---

## Library Website Overview

Design the interface for a university library website. Focus specifically on the search function and search results.

Choose an existing university library website (avoid the David O. McKay Library at BYU-Idaho so you aren't inhibited by concern for branding). Try locating a university library that is close to where you live so that you have access to students as test subjects. Design the homepage, search results page and three to five additional pages. Develop desktop versions of these pages using responsive web principles. The final project will include a presentation of your website design and a comprehensive process book. This assignment will explore information architecture, navigation, and personas—three important concepts in interaction design.

## Project Steps

- Make sure to follow all the project steps in order to pass the project.
- The steps may be rearranged or repeated as your individual project requires.

## Library Website Design

- Design for desktop screen size
- Focus specifically on the search and search results features of the site
- Design multiple screens to demonstrate functionality

## Presentation

- Keep your presentation to a five minute time limit
- Highlight the goals you established for your library website
- Discuss how user tests affected your final website design
- Present your final library website

## Process book

(print, pdf, website)

- Cover
- Table of Contents
- Summary Section (“five minute presentation” version)
- Comprehensive Section (include research, design exploration, usability testing, refinements, etc.)

# Exploration: Library Research

## History

The first libraries consisted of archives of the earliest form of writing—the clay tablets in cuneiform script discovered in temple rooms in Sumer,[2][3] some dating back to 2600 BC. The Library of Alexandria, in Egypt, was the largest and most significant great



library of the ancient world. The Library of Celsus in Ephesus, now part of Turkey was built to store 12,000 scrolls and to serve as a monumental tomb for Roman Senator Celsus Polemaeanus. In the 5th century BC, classical Greece, private or personal libraries made up of written books appeared.



By the time of Augustus there were public libraries near the forums of Rome. In the West, the first public libraries were established under the Roman Empire as each succeeding emperor strove to open one or many which outshone that of his predecessor. Unlike the Greek libraries, readers had direct access to the scrolls, which were kept on

shelves built into the walls of a large room. Around 330 AD, monastic library scriptoriums flourished throughout the East and West. Byzantine, Constantius II appointed Themistius, a pagan philosopher and teacher to create a university-like school centered around the library in Constantinople which in the 5th century when it had 120,000 volumes and was the largest library in Europe. In the Early Middle Ages, monastery libraries chained books to the shelves, reflecting that they were valuable possessions. At the start of the 18th century, libraries were becoming increasingly public and were more frequently lending libraries. Montagu House became the first true national library was founded in 1753 as part of the British Museum, as holdings increased from 235,000 to 540,000 volumes, making it the largest library in the world at the time.



# Exploration: Library Research

---

## Top 10 Academic Library Websites 2014

- 1) North Carolina State University
- 2) Cornell University
- 3) Portland State University
- 4) Wake Forest University
- 5) Ithaca College
- 6) Brigham Young University
- 7) Champlain College
- 8) University of Minnesota
- 9) University of British Columbia
- 10) McGill University

## To be successful website:

- Ready access to search bar
- Simple, uncluttered
- Easy to navigate
- Easy to understand

## Types of libraries:

- Monastic library
- Imperial library
- Patriarchal libraries
- Private libraries

## Library Uses:

- Borrow printed books
- Access historical documents or archives or genealogical records
- Access specialized databases such as legal or public records
- Get research help from a librarian
- Access or borrow magazines or journals
- Access or borrow newspapers
- Borrow audiobooks
- Borrow e-books
- Quiet study time
- Free wi-fi

# Exploration: Technology Research

---

## Current Learning Technology Trends

- 1 - EDUCATIONAL TOOLS
- 2 – VIDEO, AUDIO & IMAGE TOOLS
- 3 – COMMUNICATION TOOLS
- 4 – NETWORKING & COLLABORATION TOOLS
- 5 – WEB, BLOGGING & WIKI TOOLS
- 6 – BOOKMARKING & CURATION TOOLS
- 7 – OFFICE TOOLS & ANCILLIARIES
- 8 – PRODUCTIVITY TOOLS
- 9 – BROWSERS, READERS & DASHBOARDS
- 10 – MOBILE DEVICES &  
SYNCHRONIZATION TOOLS

## Wordlist

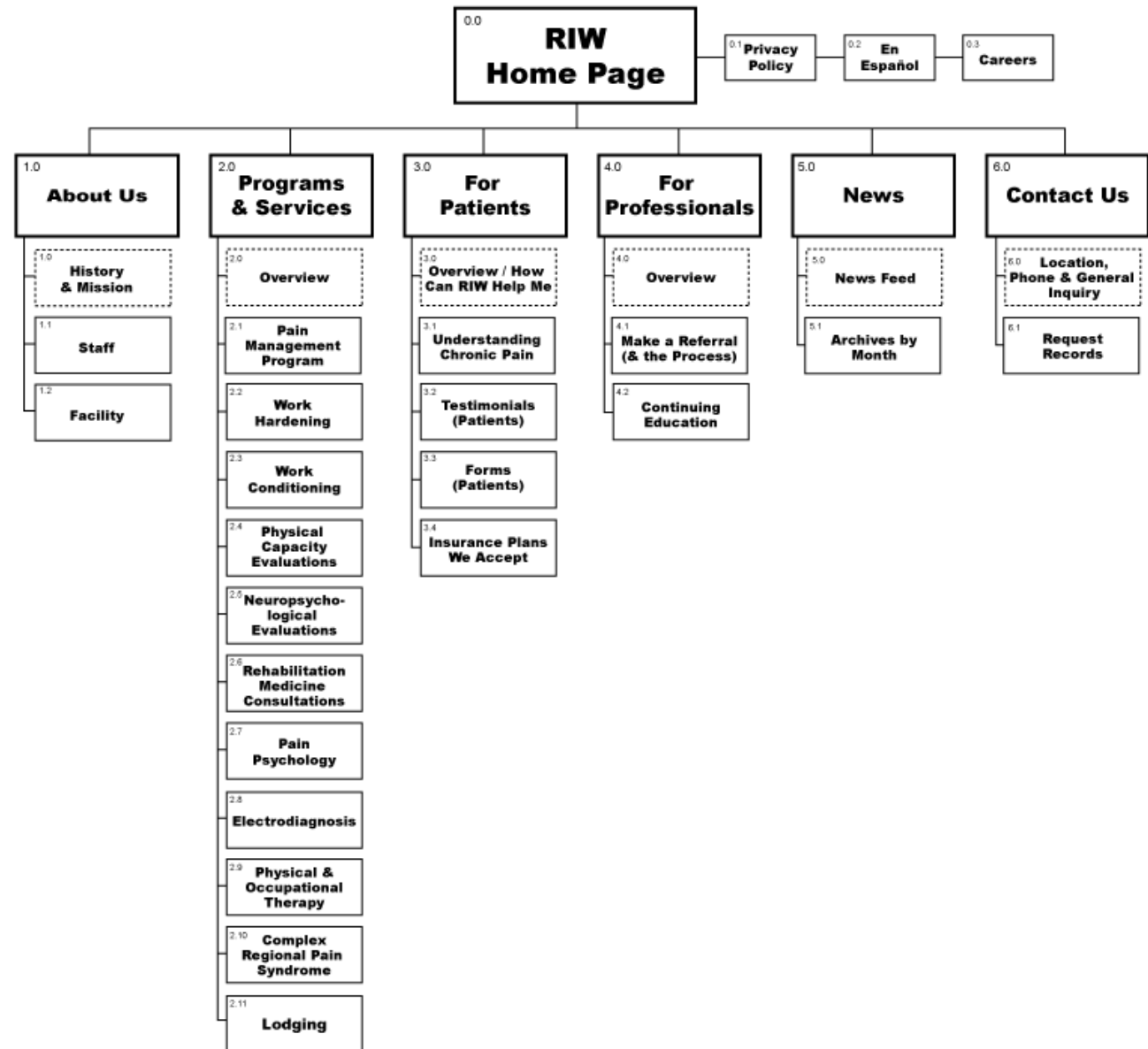
- Books
- Webs
- Ebooks
- Magazines
- Search
- Dewey decimal
- Periodicals
- Newspapers
- ISBN
- Barcode
- Scanner
- Online
- Media
- Author
- Titles
- Catalog
- Subject
- Fiction
- Non-fiction
- Novel
- Reference
- Librarian
- Archives
- Videos
- Shelves
- Loan
- Read
- Learning
- Alphabet
- Scholars
- Scrolls
- Museums
- Biographies
- Bibliographies
- Databases
- Quiet
- Cite
- Alumni
- Account
- Plagiarism
- Study
- Tutoring
- WorldCat
- Friends of the library
- Collections
- Internet

# Exploration: Information Architecture

## Information architecture

(IA) is the structural design of shared information environments; the art and science of organizing and labelling websites, intranets, online communities and software to support usability and findability; and an emerging community of practice focused on bringing principles of design and architecture to the digital landscape. Typically, it involves a model or concept of information which is used and applied to activities that require explicit details of complex information systems. These activities include library systems and database development.

Information architecture is considered to have been founded by Richard Saul Wurman.



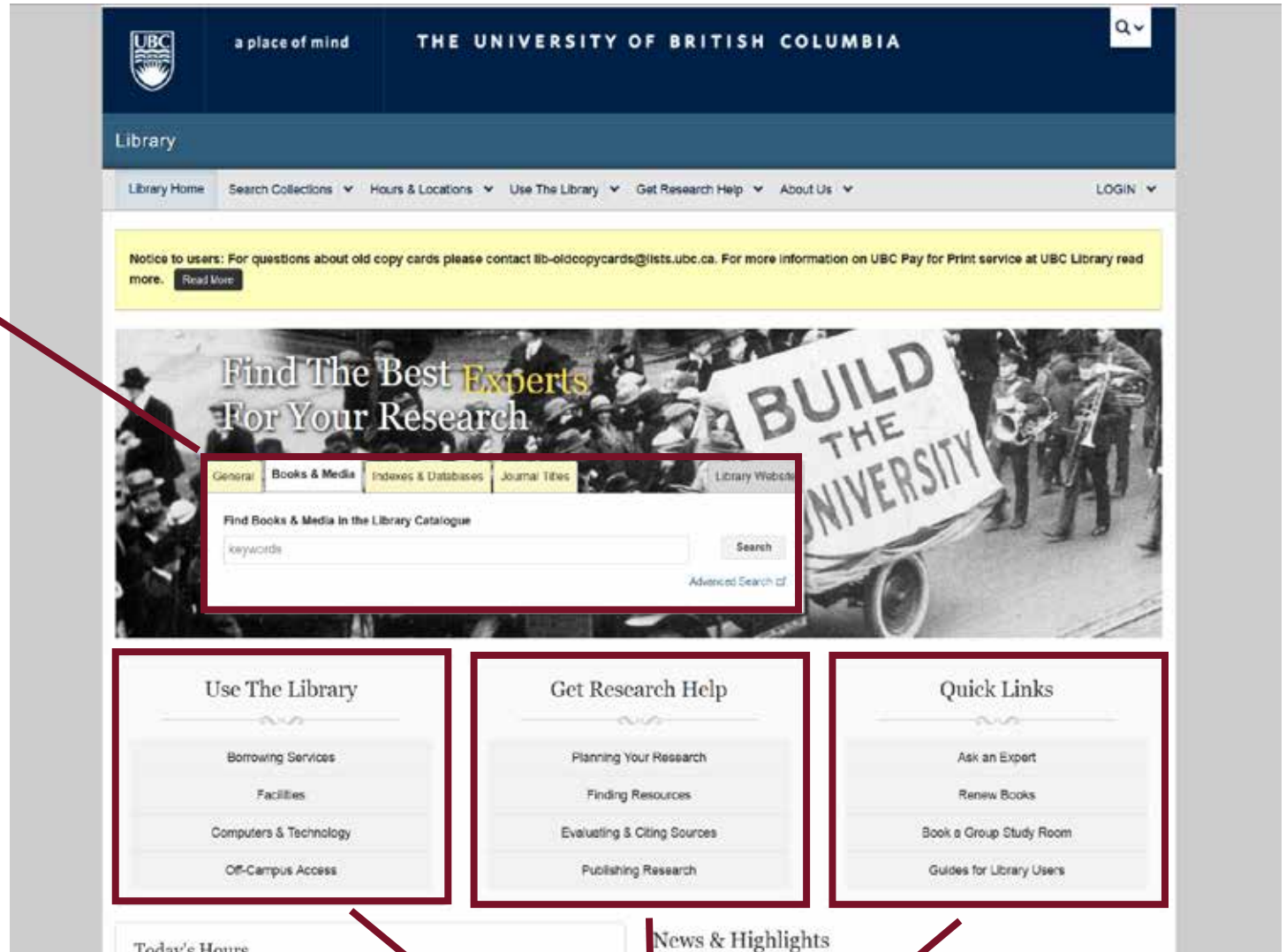
# Exploration: Competitive Research

Search bar is clear and easy to see.

## University of British Columbia

Jargon-free site: uses familiar language such as “Use the Library” and “Get Research Help.”

Their guides for library users help new users get started, and they’ve created customized guides for Undergraduates, Graduates, Faculty, Distance Students, and even Staff and Community.



The buttons and quick links are big and easy to find.

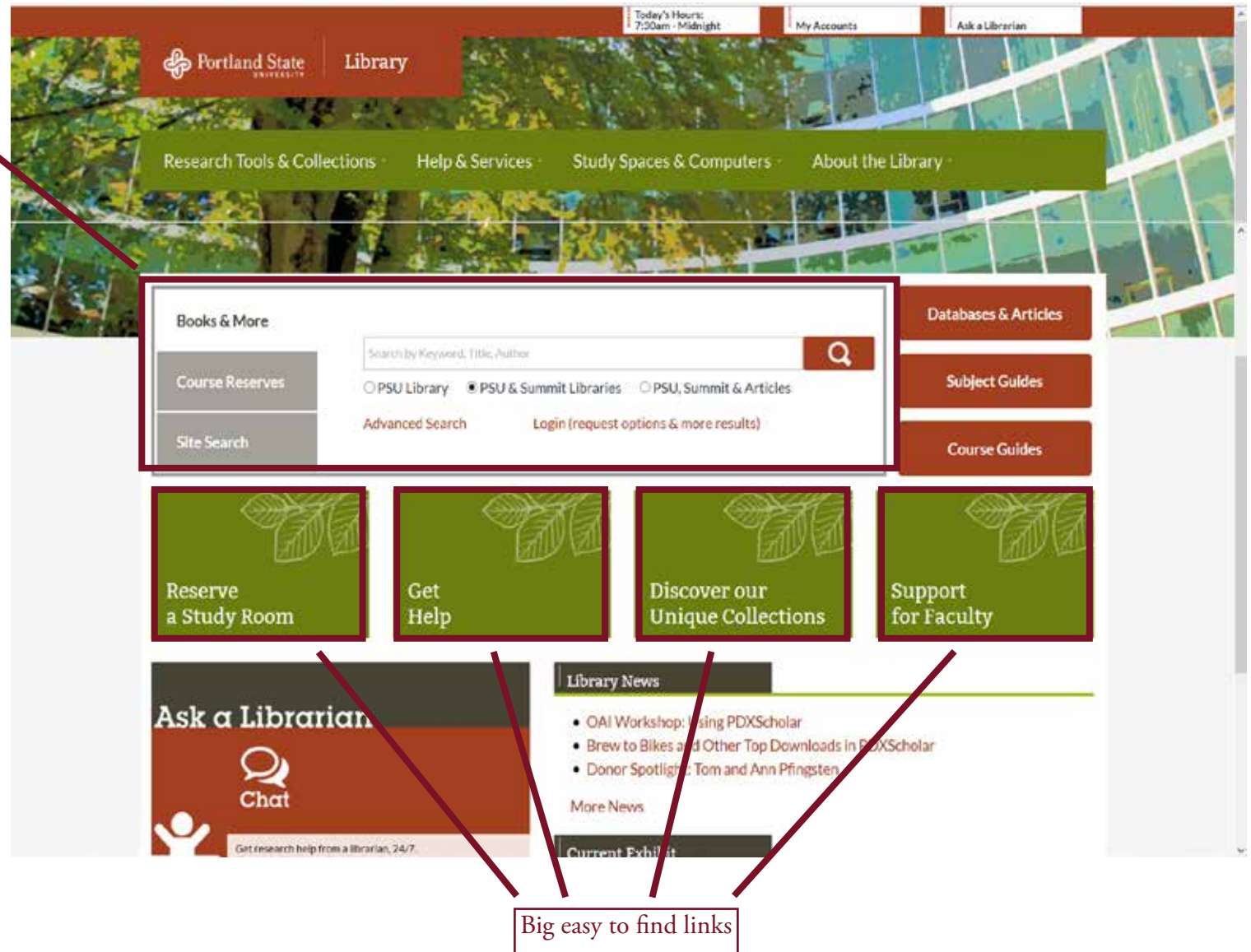


# Exploration: Competitive Research

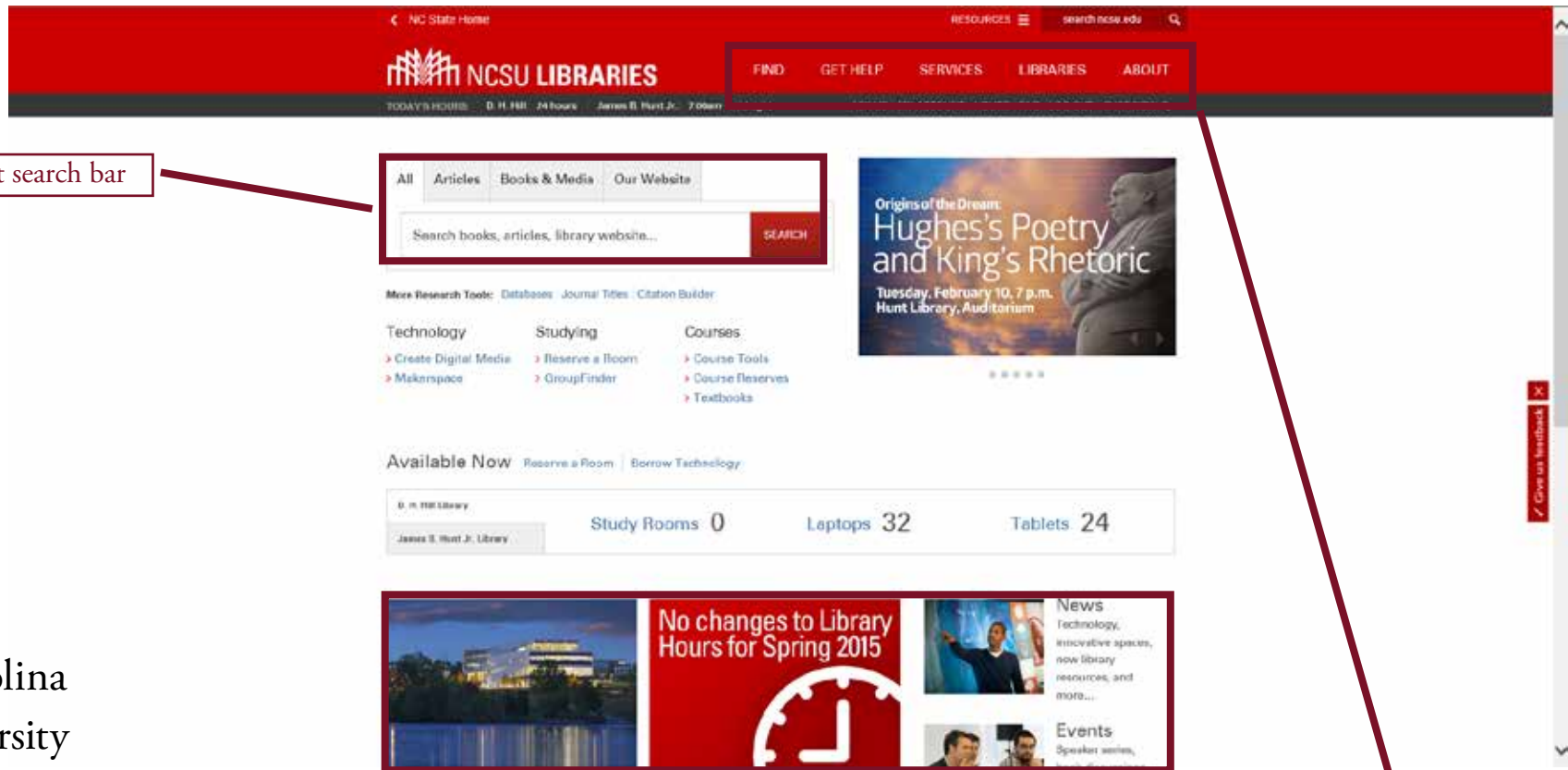
Portland State University

This library is all about teaching users how to become better researchers: I love their interactive and modular DIY Library teaching tool. The site is also packed with tutorials, how to's, and workshops.

I also like the ease of course reserves searching, and prominence of course information.



# Exploration: Competitive Research



Prominent search bar

Lockdown bar with multiple links

Large convenient links

## North Carolina State University

The NCSU Library has long been user-focused – as evidenced by their many user studies.

Their search tool searches across both resources and services, and has a powerful suggest-as-you-type feature that allows users to get quickly to what they need.

Courses are well-integrated into the

site, with Course Tools that include both suggested resources and reserves.

The library's research Guides are also well-integrated, keeping users on the library site.

Point-of-need help such as “What am I searching?” next to search boxes and “Help Finding Articles” on the articles page.

# Target Audience

---

My target audience is students and faculty of North Idaho College. The students would be those on and off campus that would use the internet to access the library.



# Interviews: 1

---

Name: Jacob M

Age: 24

Major: History; on-campus

How many times during the week so you use the library website? Twice a week

Have them go through the process of finding something (i.e. Civil War) with “search”.

What do you like about the website? It is really easy to find books. Easy setup. Has a filter for that specific library.

What’s frustrating about the website? Not really, pretty easy

What would you change about the website and/or the search function? Add more schools in the system to pull from.

About what percentage of the site do you use? Mainly the search engine

# Interviews: 2

---

Name: Matt S

Age: 22

Major: Computer Science; on-campus

How many times during the week so you use the library website? Four times in the past semester, I go to the physical library

Have them go through the process of finding something (i.e. Civil War) with “search”.

What do you like about the website? Free

What’s frustrating about the website? It is difficult to use, I would rather google research topics or physical library

What would you change about the website and/or the search function? It opened about 4 different tabs on him randomly.

About what percentage of the site do you use? 5%

# Interviews: 3

---

Name: Sierra S

Age: 18

Major: Pre-Vet Medicine; on-campus

How many times during the week so you use the library website? This semester, none; last semester, every week

Have them go through the process of finding something (i.e. Civil War) with “search”.

What do you like about the website? No comments

What’s frustrating about the website? No comments

What would you change about the website and/or the search function? No comments

About what percentage of the site do you use? Only used it for academic journals

# Interviews: 4

---

Name: Roxie B

Age: 36

Major: Early Childhood Development; online

How many times during the week so you use the library website? One time

Have them go through the process of finding something (i.e. Civil War) with “search”.

What do you like about the website? Not cluttered

What’s frustrating about the website? It doesn’t show enough

What would you change about the website and/or the search function? I have to go to the next page

About what percentage of the site do you use? Not much

# Interviews: 5

---

Name: Isaac P

Age: 20

Major: Diesel Technology; on-campus

How many times during the week so you use the library website? Once

Have them go through the process of finding something (i.e. Civil War) with “search”.

What do you like about the website? It was straight forward and organized

What’s frustrating about the website? Too many tabs and sections

What would you change about the website and/or the search function? Update the graphics and streamline the search engine

About what percentage of the site do you use? 40%



# Interviews: 6

---

Name: Barry B

Age: 39

Major: Pre-Nursing; online

How many times during the week so you use the library website?

I have never used the website and didn't even know they had one. I usually google anything I am searching for or the teacher provided videos and information that we use.

Have them go through the process of finding something (i.e. Civil War) with "search".

What do you like about the website? No comment

What's frustrating about the website? No comment

What would you change about the website and/or the search function? No comment

About what percentage of the site do you use? 0

# Interviews: 7

---

Name: Katie W

Age: 19

Major: Elementary Education; on-campus

How many times during the week so you use the library website? Less than once a week, I really haven't had to use the library so far this semester.

Have them go through the process of finding something (i.e. Civil War) with "search".

What do you like about the website? No comment

What's frustrating about the website? Can't think of anything

What would you change about the website and/or the search function? Can't think of anything to change

About what percentage of the site do you use? Only about 15%

# Interviews: 8

---

Name: Samantha B

Age: 17

Major: Theatre; on-campus

How many times during the week so you use the library website? Once maybe

Have them go through the process of finding something (i.e. Civil War) with “search”.

What do you like about the website? It is easy to get to what you want to find

What’s frustrating about the website? Nothing so far, I have not used it too much to know for sure if some features are frustrating

What would you change about the website and/or the search function? I would not change anything.

About what percentage of the site do you use? About 15%

# Interviews: 9

---

Name: MaKenzie C

Age: 19

Major: Elementary Special Education

How many times during the week so you use the library website?

I haven't gone to the library this semester or used the website because it is hard to navigate through. I only used the website to connect to my blackboard account.

Have them go through the process of finding something (i.e. Civil War) with "search".

What do you like about the website? No comment

What's frustrating about the website? No comment

What would you change about the website and/or the search function? No comment

About what percentage of the site do you use? 0

# Persona 1

---

Name: MaKenzie C.  
Age: 19  
Lives: North Idaho  
Occupation: Student



MaKenzie is a young student who just graduated high school. She has decided to attend North Idaho College to study Elementary Special Education. She has found that studying is hard work when not hanging with friends.

MaKenzie is the middle child of three and the only girl. She is involved with sports. She also enjoys communicating with her boyfriend online as he is in the military.

# Persona 2

---

Name: Mat S.


Age: 22

Lives: North Idaho

Occupation: Student

Mat graduated high school and chose to attend North Idaho College for their Computer Science program. Mat spends his spare time either playing online computer games with friends or hanging out with his current girlfriend.

Mat is the youngest of 2 children. He is proud to termed a 'nerd'.



# Persona 3

---

Name: Samantha B.

Age: 17

Lives: North Idaho

Occupation: Student

Samantha is an only child. She graduated high school early and chose to attend NIC. She is studying Theatre.

Samantha loves to hang with friends, work with theatre, play the guitar and smile.

